



## Download the **Bus Status** App

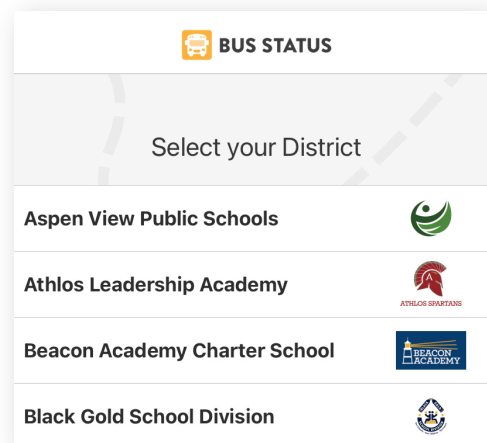
1. Search "Bus Status" on the App Store or Google Play, or use the QR codes below:



2. Download the *Bus Status* app by Box Clever.

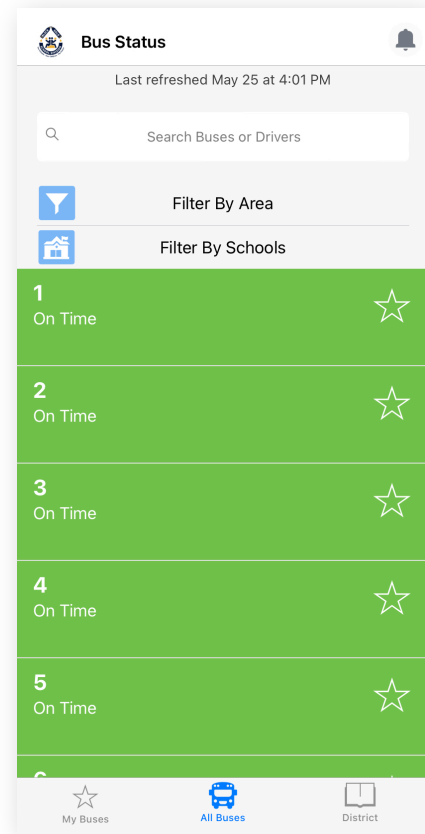


3. Open the app and select *Black Gold School Division* from the list.

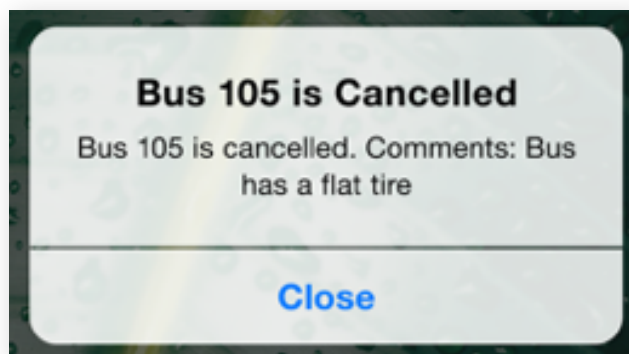




4. Go to *All Buses*. Tap the star to add a bus to *My Buses*.



5. You'll receive a notification when one of your buses is Delayed, Cancelled, or Early.





6. Tap the bell icon to see general Notifications.

 **Bus Status** 

### Important reminder

It's a new school year. Please remember to add your new bus routes to My Buses!

Clear Notification